

COLLEZIONE 2010  
2010 COLLECTION


# Sintesi Mesh



Un grande pavé di cristalli Swarovski® sottolinea le linee decise e rigorose, nate per distinguersi negli ambienti di design.


*The large Swarovski® pavé crystals highlight the decisive and exact lines, created to stand out in designer surroundings.*

ONLY MADE IN ITALY





CR cromo lucido  
*polished chrome*



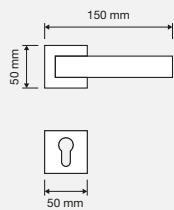
CS cromo satinato  
*satin chrome*



OZ oro zecchino  
*gold plated*



COD. 1301 RB 019



COD. 1301 SK

